












Klip brikkerne fra hinanden, så de hænger sammen to og to vandret: "coat" og billedet af et lys skal så kombineres med "candle" og billedet af et æg osv., til man har en lang række af brikker. Læg dem evt. i en firkant for at spare plads! Bland brikkerne godt først 😊

**NB! Her er 3 sider!**

<p><b>coat</b></p> <p>2</p>	
<p><b>candle</b></p> <p>2</p>	
<p><b>egg</b></p> <p>2</p>	
<p><b>watch</b></p> <p>2</p>	

<p>2</p> <p><b>match</b></p>	
<p>2</p> <p><b>onions</b></p>	
<p>2</p> <p><b>cheese</b></p>	
<p>2</p> <p><b>table</b></p>	

<p>2</p> <p>bird</p>	
<p>2</p> <p>letters</p>	
<p>2</p> <p>flower</p>	
<p>2</p> <p>pencils</p>	