




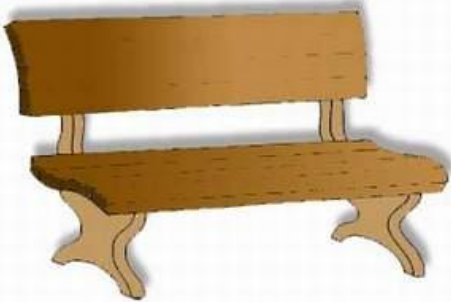







Klip brikkerne fra hinanden, så de hænger sammen to og to vandret: "cooking pot" og billedet af en hval skal så kombineres med "whale" og billedet af en tunge osv., til man har en lang række af brikker. Læg dem evt. i en firkant for at spare plads! Bland brikkerne godt først 😊

**NB! Her er 3 sider.**

<p><b>cooking pot</b></p> <p>8</p>	
<p><b>whale</b></p> <p>8</p>	
<p><b>tongue</b></p> <p>8</p>	
<p><b>onions</b></p> <p>8</p>	

<p>8</p> <p>lemons</p>	
<p>8</p> <p>dwarf</p>	
<p>8</p> <p>bench</p>	
<p>8</p> <p>castle</p>	

<p><b>Christmas tree</b></p> <p>8</p>	
<p><b>dragon</b></p> <p>8</p>	
<p><b>eggs</b></p> <p>8</p>	
<p><b>torch</b></p> <p>8</p>	