


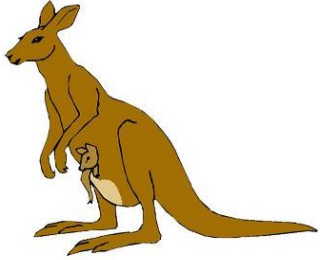









Klip brikkerne fra hinanden, så de hænger sammen to og to vandret: "bells" og billedet af et spøgelse skal så kombineres med "ghost" og billedet af en mus osv., til man har en lang række af brikker. Læg dem evt. i en firkant for at spare plads! Bland brikkerne godt først 😊

NB! Her er 3 sider!

<p>bells</p> <p>3</p>	
<p>ghost</p> <p>3</p>	
<p>mouse</p> <p>3</p>	
<p>moon</p> <p>3</p>	

<p>kangaroo</p> <p>3</p>	
<p>ladder</p> <p>3</p>	
<p>cup of coffee</p> <p>3</p>	
<p>monkey</p> <p>3</p>	

<p>bike</p> <p>3</p>	
<p>duck</p> <p>3</p>	
<p>strawberry</p> <p>3</p>	
<p>window</p> <p>3</p>	