

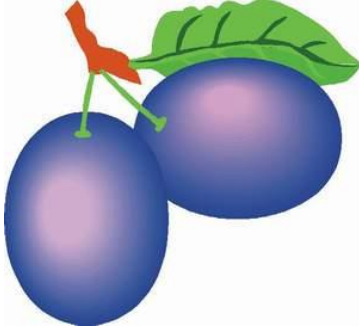



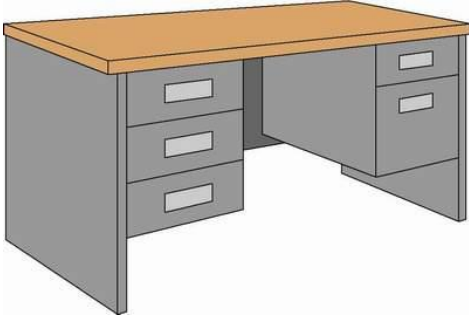






Klip brikkerne fra hinanden, så de hænger sammen to og to vandret: "socks" og billedet af en rede skal så kombineres med "nest" og billedet af en hest osv., til man har en lang række af brikker.

Læg dem evt. i en firkant for at spare plads! Bland brikkerne godt først 😊

NB! Her er 3 sider!

<p>socks</p> <p>6</p>	
<p>nest</p> <p>6</p>	
<p>horse</p> <p>6</p>	
<p>plums</p> <p>6</p>	

<p>scooter</p> <p>6</p>	
<p>pig</p> <p>6</p>	
<p>butterfly</p> <p>6</p>	
<p>desk</p> <p>6</p>	

<p>6</p> <p>snake</p>	
<p>6</p> <p>skirt</p>	
<p>6</p> <p>seal</p>	
<p>6</p> <p>safety pin</p>	